



- LOW RIPPLE 5mP-P MINIMUM
- HIGH PERFORMANCE IN ULTRA-COMPACT SIZE
- WIDE RANGE OF OUTPUT VOLTAGE
- SIX-SIDED SHIELDED
- EXTERNAL POTENTIOMETER OR AN EXTERNAL VOLTAGE REFERENCE
- OUTPUT CIRCUIT PROTECTION (ARC, SHORT CIRCUIT OVERLOAD)
- CUSTOMIZATION AVAILABLE



50.8 X 35.5 X 16.2

A
MICRO-MODULES

INTRODUCTION

Wisman's MCB series of high voltage 1~2kV micro-modules that provide output voltages 1.5W. It has the characteristics of low noise and high stability, which guarantees the highest performance of photomultiplier tubes. It will also provide high voltage solutions for driving microchannel plates. All models of this power supply provide external potentiometer or external reference voltage set, display, arc pulling, short circuit and overload protection.

TYPICAL APPLICATIONS

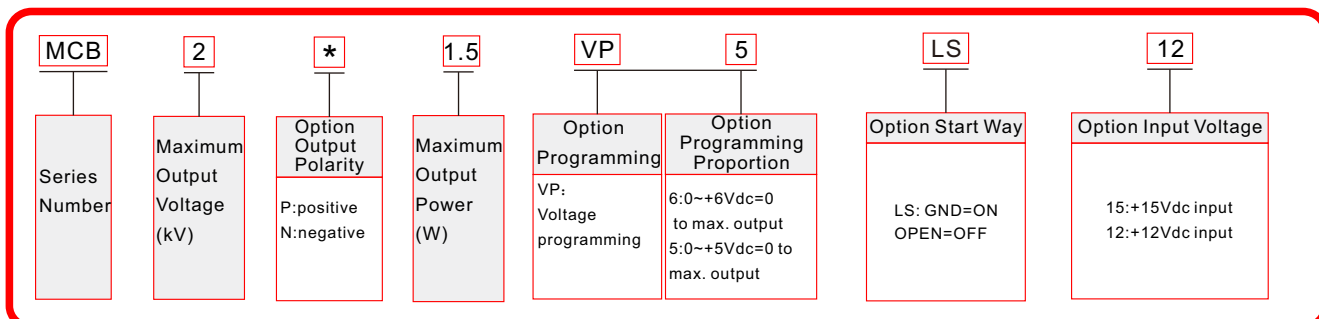
Mass spectrometry photomultiplier tubes (PMT), solid state detectors, Piezo crystal devices, ultrasonic transducers, microchannel plates (MCP), spectroscopy, scintillation counters, electron multiplier detectors, nuclear Instruments, electrophoresis, semiconductor testing, DNA sequencing, radiation counter, electron and ion beams, electrostatic chuck, high voltage, bias hipot testing, precision lenses, image intensifiers, semiconductor testing, chemical applications, laboratory applications, industrial application supplies.

MCB SELECTION TABLE

kV	mA	P(W)	Minimum load(Ω)	型号	mVp-p
1	1.5	1.5	350K	MCB1*1.5	5
kV	mA	P(W)	Minimum load(Ω)	型号	mVp-p
1.5	1	1.5	750K	MCB1.5*1.5	7
kV	mA	P(W)	Minimum load(Ω)	型号	mVp-p
2	0.7	1.5	1.5M	MCB2*1.5	10

Note:0 to maximum voltage, 0 to maximum power can be customized.

MCB SELECTION EXAMPLE



SPECIFICATIONS

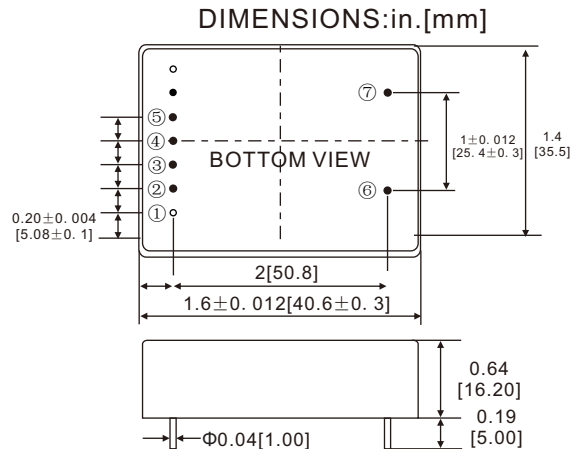
PARAMETER	DESCRIBE
Input Voltage	+12Vdc± 1V,(+15Vdc± 1V,OPTION).
Output	1kV-2kV multiple high voltage outputs available.
Stability	0.01%/hr after a 30 minute warm-up period.
Temperature Coefficient	70ppm/°C.
Ripple	Reference selection table.
Voltage Programming	By external 5kΩ potentiometer or external voltage control(Vp-in) 0~+5 Vdc. (0~6 Vdc,option)
Voltage Monitor	0~+5Vdc=0 to 100% output. Zout = 20kΩ. Accuracy=± 1% .
Voltage Line Regulation	±0.02% for ±1V change in input voltage.
Voltage Load Regulation	±0.02% of MAX output voltage, no load to full load.
Max input voltage	±18Vdc.
Operating Temperature	-10°C~+50°C.
Storage Temperature	-25°C~+85°C.
Humidity	20%~80% RH, non-condensing.
Cooling	Convection cooled.
Dimensions	0.64" Dx 1.4" W x 1.6" H (16.20mm x 35.50mm x 50.8mm).
Weight	60g.

A MICRO-MODULES

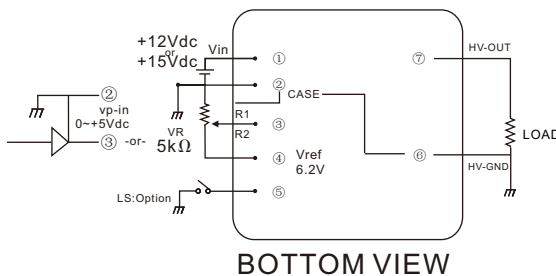
MCB PIN INFORMATION

PIN	DESCRIPTION
1	+12Vdc± 1V,(+15Vdc± 1V,OPTION).
2	Signal GND
3	Control Voltage Input,0 to 6Vdc=0 to max,Zin=100kΩ.
4	+6.2Vdc Reference
5	LS:ON=GND,OFF=OPEN(OPTION)
6	High Voltage Output
7	High Voltage GND

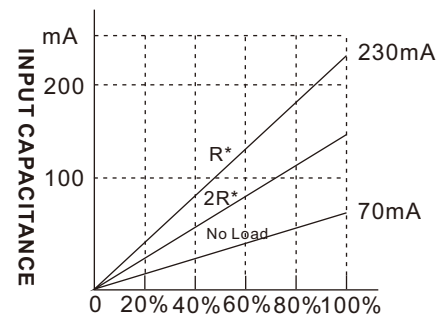
MCB DIMENSIONS



MCB CONNECTION DIAGRAM



CHARACTERISTICS OF INPUT CAPACITANCE



CHARACTERISTICS OF OUTPUT VOLTAGE SETTING

