



- **VOLTAGE LEVEL FROM 5kV TO 65kV**
- **METAL SHELL, SIX-SIDED SHIELDING**
- **SMALL SIZE, LIGHT WEIGHT**
- **SHELL HAVE A DEDICATED GROUND TERMINAL**
- **AN INDISPENSABLE TOOL FOR TESTING VOLTAGE**

V8 INTRODUCTION

Wisman's V8 series is a dedicated device for measurement ripple of high voltage power supply, designed to measurement the value of the ripple of DC high voltage power supply, V8 series has a variety of voltage levels optional, One of the essential measurement tool for engineers to use high voltage power supply.


V8 TYPICAL APPLICATIONS

Measure ripple for DC high voltage power supply, High voltage power system noise analysis.

V8 SELECTION TABLE

MODEL	VOLTAGE LEVEL	MODEL	VOLTAGE LEVEL	MODEL	VOLTAGE LEVEL	MODEL	VOLTAGE LEVEL
V8VL5	5kV	V8VL25	25kV	V8VL45	45kV	V8VL65	65kV
V8VL10	10kV	V8VL30	30kV	V8VL50	50kV		
V8VL15	15kV	V8VL35	35kV	V8VL55	55kV		
V8VL20	20kV	V8VL40	40kV	V8VL60	60kV		

V8 SELECTION EXAMPLE



ACCESSORY



V8 SPECIFICATIONS

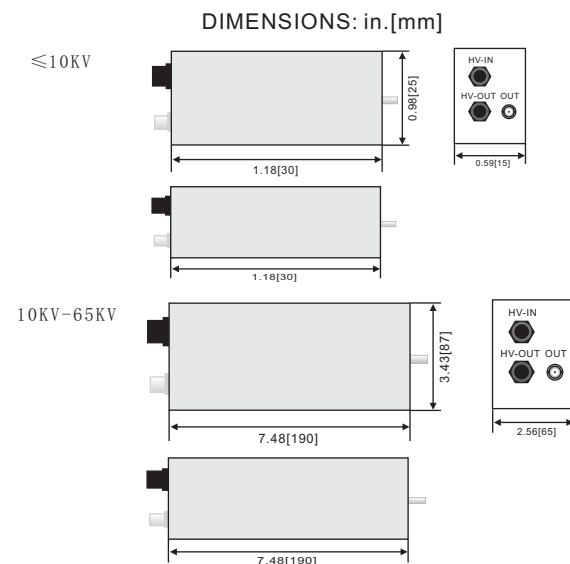
PARAMETER	DESCRIBE
HV-IN	Referring to the selection table of voltage levels, You can not input voltage higher than the voltage level of the selected model.
HV-OUT	The exports are mainly for the convenience of customers use when connected to the load, When no load, this can not export terminal.
OUT	Output ports need to use shielded cable to connect directly to the oscilloscope input channel. The labels will indicate the maximum allowable ripple voltage measurement, As measured by the ripple For high voltage power supply, higher than the label marked P-P value. The device has the possibility of damage.
Ground	The device housing must be connected to the earth. To test a small ripple voltage, Need to be connected to the noise-free line, Otherwise, the waveform will have spikes or noise.
Operation	<ol style="list-style-type: none"> In accordance with the connection diagram, the cable connected, the oscilloscope probe ratio was adjusted to 1: 1, the bandwidth adjusted to 20M. Start testing, high voltage power supply voltage rises slowly, reading the oscilloscope indication The end of the test, Wait 5 minutes, Then remove the device, Otherwise there is a risk of electric shock.
Operating Temperature	0°C~+50°C.
Storage Temperature	-40°C~+85°C.
Humidity	20%~85% RH, non-condensing.
Dimensions	0kv<Vout≤10KV:0.98" H × 0.59" W × 1. 18" D(25mm x 15.00mm x30mm) 10kv<Vout≤65KV:3.43" H × 2.56" W ×7.48" D(87mm x 65.00mm x190mm)
Weight	1.6kg.

ACCESSORY

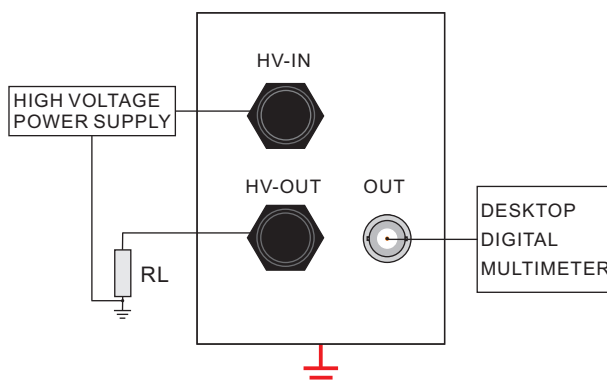
V8 PIN INFORMATION

PIN	DESCRIPTION
1	HV-IN: Input of high voltage power supply
2	HV-OUT: Output of high voltage power supply
3	OUT: Waveform output, Connect the oscilloscope probe
4	Ground

V8 DIMENSIONS



V8 CONNECTION DIAGRAM



Accessory:

- Shielded coaxial cable: 1m
- High voltage cable: 1m×2 Article
- Ground wire: 1m
- None of the above standard cable, can be customized.